




1



- A.** A hearing manager (left photo; right) launches the installed HASA ODI VRI app on the iPad at a meeting with two deaf employees (left photo; center and left).
- B.** The manager mounted the iPad on a stand and adjusts the height to be at eye level. He places it immediately to his right, and angles it towards the deaf employees.
- C.** The HASA VRI welcome screen (right) appears and the manager logs in.



2



- A.** The call enters Stratus Video Network and is routed to HASA VRI.
- B.** HASA VRI customized screen with customer options.
- C.** HASA VRI temporary greeting screen.
- D.** Connection established within 30 seconds on split view display.

3



- A.** The participants conduct the meeting naturally with the video remote interpreter appearing virtually – interpreting the conversation between ASL and spoken English via the iPad over the Stratus Video Network.
- B.** The placement and positioning of the iPad allows the deaf people to view the hearing person and video remote interpreter at eye level – in a single field of view, and the hearing manager speaks into the iPad and hears the deaf employees’ responses.